



SPARE PARTS



**LOZOVA
MACHINERY**

MAKE YOUR MONEY WORK!

CONTENTS



DUCAT

Compact disc harrows

DUCAT-2,5 / DUCAT-3 /DUCAT-4

DUCAT-5 / DUCAT-6

DUCAT-8 / DUCAT-16

DUCAT-9 / DUCAT-12

page 3

page 6

page 10

page 13



THALER

System carrier

THALER-8

page 18



DUCAT-GOLD

Heavy disc harrows

DUCAT GOLD-6 /DUCAT GOLD-8

page 20



SHILLING

Stubble cultivators

SHILLING-2 / SHILLING-3 / SHILLING-4/ SHILLING-4x2 / SHILLING-6

page 25



FRANC

Subsoilers

FRANC-2.5/FRANC-3

page 28



GULDEN

Subsoilers

GULDENH-4

page 30



CHERVONETS

Seedbed cultivators

CHERVONETS -8

page 32



LARI

Drag harrows

LARI-15 / LARI-21

page 36



LIRA XL

Heavy tooth harrows

LIRA XL-15/LIRA XL-21

page 38



LIRA

Tooth harrows

LIRA-15/LIRA-24

page 40



REAL

Unit for application of liquid fertilizers and plant protecting agents

REAL-15 / REAL-24

page 42



DINAR








Rotary harrows

DINAR-6,4

page 45

DUCAT-2,5 / DUCAT-3 /DUCAT-4





Item No.	Designation	Name	Installation place	Quantity per item, pcs.	Figure	
1	8395.DLM-4.05.010	Strut with disk	Strut with disk	20 / 24 / 32		
2	8395.DLM-4.05.015	Bearing assembly		20 / 24 / 32		
3	8395.DLM-4.05.200	Strut		20 / 24 / 32		
4	1966.22.60-01-01-00	Disk		20 / 24 / 32		
5	8395.DL-2,5.10.144-01	Journal	Roller	2/2/2		
6	8395.DL-2,5.10.142	Cuff case		2/2/2		
7	8395.DL-2,5.10.148	Gasket		4/4/4		
8	8395.DL-2,5.10.140A	Buffer case		2/2/2		
9	151.31.172	Buffer		4/4/4		
10		Bearing 180208AC17 GOST 520-2002 (DIN 6208-2RS)		4/4/4		
11		Simmering Cassete Seal Typ 3 45-70-14,5/17 75 NBR106200		2/2/2		
12	8395. DLM-4.11.105-1	Spring		Beam with springs	(14)/ (16) / (22)	

Item No.	Designation	Name	Installation place	Quantity per item, pcs.	Figure
POSSIBLE ADDITIONAL SETS					
13	8395.DL-2,5.11.001K	Beam with Springs Set	DUCAT-2.5	(1)	
14	8395.DL-3.11.009K		DUCAT-3	(1)	
15	8395.DL-4.11.020K		DUCAT-4	(1)	
ADDITIONAL ROLLERS DUCAT-3					
16	8395.TDA-8.10.132	Cartridge	Cog roll/U-shaped duplex/rubber/plate roller	2/4/2/2	
17	8395.TDA-8.10.130	Case		2/4/2/2	
18	8395.TDA-8.10.135	Gasket		2/4/2/2	
19		Bearing 6-256907AEK12L19 DSTU GOST 520: 2003		2/4/2/2	
20		Simmering Cassete Seal Typ 3 45-70-14,5/17 75 NBR 106200		2/4/2/2	
21		Ring W65 DIN 472		2/4/2/2	
22	8395.TDA-8.10.131	Buffer		2/4/2/2	
23	8395.DL-3.10.215	Scraper		-/-/21/-	
24	8395.DL-3.10.223	Scraper		-/-/21	
25	8395.DL-2,5.10.225	Scraper		28/-/1/-	
26	8395.DL-3.10.201	Rim	-/-/21/-		
27	8395.DL-3.10.202	Spacer	-/-/21/-		



INITIAL SPARE PARTS LIST FOR LOZOVA MACHINERY EQUIPMENT

Compact disc harrows DUCAT

<i>Item No.</i>	<i>Designation</i>	<i>Name</i>	<i>Installation place</i>	<i>Quantity per item, pcs.</i>	<i>Figure</i>
28	83845 (A3P136)	Adjustable rod		-/2/-/-	
29	8395.DL-2.5.10.101-1	Strut	Cage bar/toothed/ U-shaped duplex/rubber/ plate roller strut	2/4/4/4/4	
31	8395.DL-3.10.180	Sheet plate		4/-/-/-/-	
31	8395.DL-3.10.181	Sheet plate		4/-/-/-/-	






DUCAT-5/DUCAT-6

<i>Item No.</i>	<i>Designation</i>	<i>Name</i>	<i>Installati on place</i>	<i>Quantity per item, pcs.</i>	<i>Figure</i>
1	8395.DLM-4.05.010	Strut with disk	Strut with disk	42 / 50	
2	8395.DLM-4.05.015	Bearing assembly		42 / 50	
3	8395.DLM-4.05.200	Strut		42 / 50	
4	1966.22.60-01-01-00	Disk		42 / 50	
5	8395.DL-2,5.10.144-01	Journal	Roller	4 / 4	
6	8395.DL-2,5.10.142	Cuff case		4 / 4	
7	8395.DL-2,5.10.148	Gasket		8 / 8	
8	8395.DL-2,5.10.140A	Buffer case		4 / 4	
9	151.31.172	Buffer		8 / 8	
10		Bearing 180208AC17 GOST 520-2002 (DIN 6208-2RS)		8 / 8	
11		Simmering Cassete Seal Typ 3 45-70- 14,5/17 75 NBR106200	4 / 4		
12	8395.DLM-4.11.105-1	Spring	Beam with springs	(56) / (66)	





Compact disc harrows DUCAT

<i>Item No.</i>	<i>Designation</i>	<i>Name</i>	<i>Installation place</i>	<i>Quantity per item, pcs.</i>	<i>Figure</i>
13		Slider bearing IGLIDUR F-type, GFM-4550-50	Hitch frame	4/4	
14	8395.DLM-5.20.145	Hub	Wheel	2/2	
15	8395.DLM-5.20.146	Cover		2/2	
16	8395.DLM-5.20.147	Cover		2/2	
17	8395.DLM-5.20.149	Gasket		2/2	
18	8395.DLM-5.20.150	Gasket		2/2	
19	8395.DLM-5.20.151	Nut		12/12	
20	8395.DLM-5.20.152	Bolt		12/12	
21		Bearing 7609 TU 37.006.162		4/4	
22		Cuff 2.1x60x85-1 GOST 8752		2/2	
23		Wheel set 400/60-15,5 14PR ST-155AW		2/2	
24		Disk 13,0x15,5 H2 WHEEL 6/161/205 ET0	Wheel	2/2	
25		Vacuum tire Starco 400/60-15,5 14PRST-155AW with valve		2/2	
26	MS 100/50x400-4.11.3(700)	Hydraulic cylinder	Wings	2/-	
27	MS 125/50x400-4.11.3(765)			-/2	

Compact disc harrows DUCAT

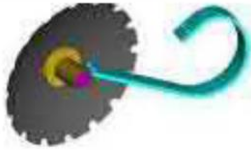











28	MS 100/50x160-4.11.3(525)		Running system	2/2	
ADDITIONAL ROLLERS					
29	8395.TDA-8.10.132	Cartridge	Cog roll/U-shaped duplex/rubber/plate roller	4/8/4/4 / 4/8/4/4	
30	8395.TDA-8.10.130	Case		4/8/4/4 / 4/8/4/4	
31	8395.TDA-8.10.135	Gasket		4/8/4/4 / 4/8/4/4	
32		Bearing 6-256907AEK12L19 DSTU GOST 520:2 003		4/8/4/4 / 4/8/4/4	
33		Simmering Cassete Seal Typ 3 45-70-14,5/17 75 NBR 106200		4/8/4/4 / 4/8/4/4	
34		Ring W65 DIN 472		4/8/4/4 / 4/8/4/4	
35	8395.TDA-8.10.131	Buffer		4/8/4/4 / 4/8/4/4	
36	8395.DL-3.10.215	Scraper		-/-/38/ - / - /46 / -	
37	8395.DL-3.10.223	Scraper		-/-/38 - / - /46	
38	8395.DL-2,5.10.225	Scraper		50/-/-/ 62 / - / - / -	
39	8395.DL-3.10.201	Rim		-/-/40/ -/-/48/-	
40	8395.DL-3.10.202	Spacer		-/-/38/ - / - /46 / -	
41	83845 (A3P136)	Adjustable rod		-/4/-/ -/4/-/	
42	8395.DL-2.5.10.101-1	Strut	Cage bar/	4/8/8/8/8 /4/8/8/8/8	

Compact disc harrows DUCAT

43	8395.DL-3.10.180	Sheet plate	cage/toothed/U-shaped	8/-/-/- /	
44	8395.DL-3.10.181	Sheet plate	duplex/rubber/plate roller strut	8/-/-/- /	
POSSIBLE ADDITIONAL SETS					
29	8395.DL-2,5.11.001K	Beam with springs Set	DUCAT-5 (rear)	(2)	
30	8395. DLM-5.11.001 K		DUCAT-5 (front)	(1)	
31	8395.DLM-6.11.009K		DUCAT-6 (rear)	(2)	
32	8395.DLM-6.11.008K		DUCAT-6 (front)	(1)	
33	8395.DLM-5.11.002K	Shield. Set	DUCAT-5	(2)	
34	8395.DLM-6.11.007K		DUCAT -6	(2)	

Compact disc harrows DUCAT

DUCAT-8/DUCAT-16

Item No.	Designation	Name	Installation place	Quantity per item, pcs.	Figure
1	8395.DLM-4.05.010	Strut with disk	1 Strut with disk	66/134	
2	8395.DLM-4.05.015	Bearing assembly		66/134	
3	8395.DLM-4.05.200	Strut		68/136	
4	1966.22.60-01-01-00	Disk		66/134	
5	8395.DL-2,5.10.144-01	Journal	Roller	4/8	
6	8395.DL-2,5.10.142	Cuff case		4/8	
7	8395.DL-2,5.10.148	Gasket		8/16	
8	8395.DL-2,5.10.140A	Buffer case		4/8	
9	151.31.172	Buffer		8/16	
10		Bearing 180208AC17 GOST 520-2002 (DIN 6208-2RS)		8/16	
11		Simmerring Cassete Seal Typ 3 45-70-14,5/17 75 NBR106200	4/8		
12	8395.DLM-4.11.105-1	Spring	Beam with springs	(88)/(176)	


Compact disc harrows DUCAT

<i>Item No.</i>	<i>Designation</i>	<i>Name</i>	<i>Installation place</i>	<i>Quantity per item, pcs.</i>	<i>Figure</i>
13	8395.DLM-5.20.145	Hub	Wheel	4/8	
14	8395.DLM-5.20.146	Cover		4/8	
15	8395.DLM-5.20.149	Gasket		4/8	
16	8395.DLM-5.20.150	Gasket		4/8	
17	8395.DLM-5.20.151	Nut		24/48	
18	8395.DLM-5.20.152	Bolt		24/48	
19	8395.DLM-5.20.157	Cover		4/8	
20		Bearing 7609 TU 37.006.162		8/16	
21		Cuff 2.1x60x85-1 GOST 8752		4/8	
		Drag ring Ø40mm Zugoese DIN 11026, 145x145, M20 (Sharmuller)		Operating hitch frame; Transport hitch frame	2/2
		Drag ring RO57L017 (Rotinger)	(2/2) upon customer request		
		Drag ring K80 Towing Eye Ball Coupling System, ISO 24347 M9762, e1 00-1248 Item No. 00 650.90.2 (Sharmuller)			
	8395.DLM-8.15.030	Adjustable support	Operating hitch frame; Transport hitch frame	1/1	
	8395.DLM-8.15.009	Rod	Transport hitch frame	1/1	

Compact disc harrows DUCAT

<i>Item No.</i>	<i>Designation</i>	<i>Name</i>	<i>Installation place</i>	<i>Quantity per item, pcs.</i>	<i>Figure</i>
	8395.DLM-8.20.017	Stopper	Running system hydraulic cylinders	4/8	
	8395.DLM-8.20.020	Adjustable limit stop	Running system	2/4	
		Disk 9,0x15,3 6/205/161 ET0 (Starco)	Wheel	4/8	
	300/80-15,3A6 14PR ST-155STARCOAW with valve	Vacuum tire Starco ST-155AW		4/8	
	MS 100/50x400- 4.11.3(700)	Hydraulic cylinder	Operating hitch frame; Transport hitch frame	2/3	
	MS 80/50x160- 4.11.3(525)		Running system	4/8	
	MS 40/25x100- 4.11.3(290)		Section fixing device	-/1	
	MS 40/25x400- 4.11.3(645)		Operating hitch frame	-/1	
POSSIBLE ADDITIONAL SETS					
	8395.DL-4.11.020K	Beam with springs Set	DUCAT-8 (rear) DUCAT-16 (rear)	(2) (4)	
	8395.DLM-8.11.020K		DUCAT-8 (front) DUCAT-16 (front)	(2) (2)	
	8395.DLM-8.11.021K	Shield. Set	DUCAT -8 DUCAT -16	(2) (4)	

DUCAT-9/DUCAT-12

Item No.	Designation	Name	Installation place	Quantity per item, pcs.	Figure
1	8395.DLM-4.05.010	Strut with disk	Strut with disk	74/98	
2	8395.DLM-4.05.015	Bearing assembly		74/98	
3	8395.DLM-4.05.200	Strut		76/100	
4	1966.22.60-01-01-00	Disk		74/98	
5	8395.DL-2,5.10.144-01	Journal	Roller	8/8	
6	8395.DL-2,5.10.142	Cuff case		8/8	
7	8395.DL-2,5.10.148	Gasket		16/16	
8	8395.DL-2,5.10.140A	Buffer case		8/8	
9	151.31.172	Buffer		16/16	
10		Bearing 180208AC17 GOST 520-2002 (DIN 6208-2RS)		16/16	
11		Simmerring Cassete Seal Typ 3 45-70-14,5/17 75 NBR106200	8/8		
12	8395.DLM-4.11.105-1	Spring	Beam with springs	-/(116)	

Compact disc harrows DUCAT

<i>Item No.</i>	<i>Designation</i>	<i>Name</i>	<i>Installation place</i>	<i>Quantity per item, pcs.</i>	<i>Figure</i>
13	8395.DLM-5.20.145	Hub	Wheel/ side carrier wheel	6/2	
14	8395.DLM-5.20.146	Cover		6/2	
15	8395.DLM-5.20.149	Gasket		6/2	
16	8395.DLM-5.20.150	Gasket		6/2	
17	8395.DLM-5.20.151	Nut		-/16	
18	8395.DLM-5.20.152	Bolt		48/16	
19	8395.DLM-5.20.157	Cover		6/2	
20		Bearing 7609 TU 37.006.162		12/4	
21		Cuff 2.1x60x85-1 GOST 8752	6/2		
22	8395.DLM-9.20.112	Lug	Adjustable plates of central frame	12/-	
23	8395.DLM-9.20.159	Lug		10/-	
24	8395.DLM-12.20.143	Bracket		-/20	
25	8395.DLM-9.20.155	Lug	Adjustable plates of side frames	12/-	
26	8395.DLM-9.20.158	Lug		10/-	

Compact disc harrows DUCAT

<i>Item No.</i>	<i>Designation</i>	<i>Name</i>	<i>Installation place</i>	<i>Quantity per item, pcs.</i>	<i>Figure</i>
27	8395.DLM-12.20.174	Bracket		-/20	
28	8395.TY55x70.160x160.20	Trailing wheel d55x70mm, 160x160, M20	Hitch frame	1/1	
29	8395.B40.20.150	Hub	Central wheel	-/2	
30	8395.B40.20.152	Cover		-/2	
31	8395.B40.20.154	Gasket		-/2	
32	8395.B40.20.153	Gasket		-/2	
33	8395.B40.20.156	Bolt		-/16	
34	8395.B40.20.151	Cover		-/2	
35		Wheel nut M20x1,5 qual.gr.8 DIN 74361-A		-/16	
36		Bearing 2517A GOST 27365-87		-/4	
37		Cuff 2.1- 95x130-1 GOST 8752-79		-/2	
38		Disk 13,0x15,5 6/205/161 ET-85, 21.5R16		Ground wheel	4/-
39	400/60-15,5 14PR ST-155STARCOAW with valve	Vacuum tire StarcoST-155AW	4/-		



Compact disc harrows DUCAT

<i>Item No.</i>	<i>Designation</i>	<i>Name</i>	<i>Installation place</i>	<i>Quantity per item, pcs.</i>	<i>Figure</i>	
40		Disk 16.0x22.5 H2 8/275/222 ET-0 27.0 R18		-/2		
41	550/60-22.5 16PR/165A8 STARCO SG Flotation TL	Vacuum tire Starco Flotation TL		-/2		
42		Disk 9,0x15,3 6/205/161 ET0 (Starco)		2/2		
43	300/80-15,3A6 14PR, 145A8, TL ST-155AW	Vacuum tire Starco ST-155AW	Side frame wheels	2/2		
44	MS100/50x170- 4.11.3(410)	Hydraulic cylinder	Parking support	1/1		
45	MS100/60x160- 4.11.3(525)		Side frame wheel	2/2		
46	MS100/50x630- 4.11.3(995)		Side frame	2/2		
47	MS110/56x1120- 4.11.3K(1670)		Central frame	2/2		
48	MS100/50x400- 4.11.3(700)		Running		-/2	
49	MS125/63x255- 4.11.3R(600)				2/-	
50			Side frame lock hooks	-/1		
51	MS50/25x200- 4.11.3(405)		Rope tension	-/1		
52			Crank of beam with springs	-/1		
53	MS50/30x200- 4.11.3(405)		Side frame lock hooks	1 /-		
54		Side carrier wheel	2/-			



INITIAL SPARE PARTS LIST FOR LOZOVA MACHINERY EQUIPMENT

Compact disc harrows DUCAT

<i>Item No.</i>	<i>Designation</i>	<i>Name</i>	<i>Installation place</i>	<i>Quantity per item, pcs.</i>	<i>Figure</i>
POSSIBLE ADDITIONAL SETS					
55	8395.DLM-12.11.010K	Beam with springs Set	DUCAT-12 (front centr.) DUCAT-12 (front side) DUCAT-12 (rear)	(1)	
56	8395.DLM-12.11.011K			(1)	
57	8395.DLM-12.11.011-01K			(1)	
58	8395.DLM-12.11.012K			(4)	
59	8395.DLM-12.11.007K	Shield. Set	DUCAT -12	(2)	

















THALER-8

<i>Item No.</i>	<i>Designation</i>	<i>Name</i>	<i>Installation place</i>	<i>Quantity per item, pcs.</i>	<i>Figure</i>
1	8395.SN-8.01.128	Shaft	Frame fastening to hitch frame	2	
2	8395.SN-8.01.216	Shaft	Wing fastening to frame	2	
3	8395.SN-8.01.217	Shaft	Lower shaft fastening to hinge system	2	
4	8395.SN-8.56.015	Rod bracket	Hinge system	2	
5	8395.SN-8.56.016	Bracket		4	
6	8395.SN-8.56.023	Rod		2	
7	8395.SN-8.56.022	Beam		2	
8	8395.SN-8.56.024	Lever		2	
9	8395.SN-8.56.152	Rod shaft		2	
10	8395.SN-8.56.158	Spring		2	
11	8395.SN-8.56.025	Attachment hook		2	
12	8395.SN-8.56.025-01	Attachment hook		2	
13	8395.SN-8.56.030	Rod		2	
14	8395.SN-8.56.147	Pin		4	

Item No.	Designation	Name	Installation place	Quantity per item, pcs.	Figure
15	MS80/50x645-4.11.3 (995)	Hydraulic cylinder	Hitch frame, frame	1	
16	MS100/50x630-4.11.3 (995)	Hydraulic cylinder		2	
17	MS50/25x200-4.11.3 (405)	Hydraulic cylinder		1	
18		Disk 13,0x15,5 H2 WHEEL 6/161/205 ET0	Wheel	2	
19		Vacuum tire Starco 400/60- 15,5 14PRST- 155AW with valve		2	
20	8395.TY50.145x145.20	Drag ring d50, 145x145, M20	Hitch frame	1	
21		Drag ring K80 Towing Eye Ball Coupling System, ISO 24347 M 9762, e1 00- 1248 Item No. 00 650.90.2 (Sharmuller)		(1) upon customer request	
22		Bearing 7609 TU 37.006.162	Wheel	4	
23		Cuff 2.1x60x85-1 GOST 8752		2	

Heavy disc harrows DUCAT GOLD

DUCAT GOLD-6 /DUCAT GOLD-8

Item No.	Designation	Name	Installation place	Quantity per item, pcs.	Figure
1	1952.28.60-01-02-00	Disk	Operating disk block	38/50	
2	8395.H6-160.47.f40.014	Bearing assembly		38/50	
3	8395.TDA-8.05.009	Operating disk duplex block		1/1	
4	8395.TDA-8.05.112-1	Strut (left)		1/1	
5	8395.TDA-8.05.113-1	Strut (right)		1/1	
6	8395.TDA-8.05.129-01	Rod		1/1	
7	8395.TDA-8.05.141	External spring of duplex strut		1/1	
8	8395.TDA-8.05.142	Internal spring of duplex strut		1/1	
9	8395.TDA-8.05.010	Operating disk block		18/24	
10	8395.TDA-8.05.110	Strut		18/24	
11	8395.TDA-8.05.010-01	Strut		18/24	
12	8395.TDA-8.05.110-01	Strut		18/24	
13	8395.TDA-8.05.129	Rod		36/48	
14	8395.TDA-8.05.124	External spring		36/48	
15	8395.TDA-8.05.125	Internal spring		36/48	
16	8395.TDA-8.05.210	Eccentric		4/4	








Heavy disc harrows DUCAT GOLD

Item No.	Designation	Name	Installation place	Quantity per item, pcs.	Figure
17	8395.TDA-8.10.132	Cartridge	Roller	6/8	
18	8395.TDA-8.10.130	Case		6/8	
19	8395.TDA-8.10.135	Gasket		6/8	
20		Bearing 6-256907AEK12L19 DSTU GOST 520:2003		6/8	
21		Simmering Cassete Seal Typ 3 45-70-14,5/17 75 NBR 106200		6/8	
22		Ring W65 DIN 472		6/8	
23	8395.TDA-8.10.131	Buffer		6/8	
24	MS50/30x200-4.11.3(405)		Side frame lock hooks, roller cultivation depth adjusting mechanism, duplex strut	7/9	
25	MS40/25x100-4.11.3(290)		Side frame lock hooks	2/-	
26	MS80/50x160-4.11.3(525)	Hydraulic cylinder	Adjustable support	-/1	
27	MS100/60x160-4.11.3(525)		Side frame wheels	-/2	
28	MS100/50x400-4.11.3(700)		Running central	-/2	
29	MS100/50x630-4.11.3(995)		Intermediate frame	-/2	

Heavy disc harrows DUCAT GOLD

Item No.	Designation	Name	Installation place	Quantity per item, pcs.	Figure
30	MS125/56x1120-4.11.3K(1670)		Central frame	-/2	
31	MS125/63x255-4.11.3R(600)		Running, hitch frame	3/-	
32	MS125/63x600-4.11.3RK(1045)		Half-frame folding	4/-	
33	8395.B40.20.150	Hub	Wheel	2/-	
34	8395.B40.20.152	Cover		2/-	
35	8395.B40.20.154	Gasket		2/-	
36	8395.B40.20.153	Gasket		2/-	
37	8395.B40.20.156	Bolt		16/-	
38	8395.B40.20.151	Cover		2/-	
39		Wheel nut M20x1,5 qual.gr.8 DIN 74361-A		16/-	
40		Bearing 2517A GOST 27365-87		4/-	
41		Cuff 2.1-95x130-1 GOST 8752-79		2/-	
42		Disk 16.0x22.5 H2 8/275/222 ET-0 27.0 R18		2/-	
43	550/60-22.5 16PR/165A8 STARCO SG Flotation TL	Vacuum tire Starco Flotation TL	2/-		




Heavy disc harrows DUCAT GOLD

Item No.	Designation	Name	Installation place	Quantity per item, pcs.	Figure
44		Slider bearing IGLIDUR G-type, GSM-4044-525	Operating blocks, limit stop on central frame	123/153	
45		Slider bearing IGLIDUR F-type, GFM-5055-25	Hitch frame damper, side frame wheels	6/8	
46		Slider bearing IGLIDUR F-type, GFM-7075-50	Side frame wheels, side frames, intermediate frame, central frame, central wheels	18/20	
47	8395.TDA-8.20.052	Spring	Central and intermediate frames compensative mechanism	2	
48	DPM17.00.001	Polymeric element	Hitch frame damper	2/-	
49	8395.DLM-5.20.145	Hub	Wheel	-/6	
50	8395.DLM-5.20.146	Cover		-/6	
51	8395.DLM-5.20.149	Gasket		-/6	
52	8395.DLM-5.20.150	Gasket		-/6	
53	8395.DLM-5.20.157	Cover		-/6	
54	8395.DLM-5.20.152	Bolt		-/36	
55		Wheel nut Radmutter DIN 74361-A20-8		-/36	
56		Bearing 7609 TU 37.006.162		-/12	



INITIAL SPARE PARTS LIST FOR LOZOVA MACHINERY EQUIPMENT

Heavy disc harrows DUCAT GOLD











<i>Item No.</i>	<i>Designation</i>	<i>Name</i>	<i>Installation place</i>	<i>Quantity per item, pcs.</i>	<i>Figure</i>
57		Cuff 2.1x60x85-1 GOST 8752		-/6	
58		Disk 13x15,5 H2 WHEEL 6/161/205 ET-15		-/6	
59	400/60-15,5 14PR ST-155AW with valve	Vacuum tire StarcoST-155AW		-/6	

Stubble cultivators SHILLING

SHILLING-2 / SHILLING-3 / SHILLING-4/ SHILLING-4x2 / SHILLING-6

<i>Item No.</i>	<i>Designation</i>	<i>Name</i>	<i>Installation place</i>	<i>Quantity per item, pcs.</i>	<i>Figure</i>
1	KLD3.02.00.00	Ploughshare arrow-headed paw	Ploughshare paw	5/7/9/9/13	
2	1595 10 CA	Shoe		5/7/9/9/13	
3	1596 10DCA	Right arrow-headed ploughshare		5/7/9/9/13	
4	1596 10 I CA	Left arrow-headed ploughshare		5/7/9/9/13	
5	1515 10 CA	Paw		5/7/9/9/13	
6	1597 A 8 CA	Plate		3/5/7/7/11	
7	1598 8 D CA	Right-flange plate		1/1/1/1/1	
8	1598 8 I CA	Left-flange plate		1/1/1/1/1	










Stubble cultivators SHILLING

Item No.	Designation	Name	Installation place	Quantity per item, pcs.	Figure
9	KLD3.04.01.00	Strut	Disk ripper	2/3/4/4/6	
10	KLD3.09.01.00	Strut with right disk		1/1/1/2/1	
11	KLD3.09.01.00-01	Strut with left disk		1 / 1 / 1 / — / 1	
12	KLD3.04.00.02-2	Bearing casing		6/8/10/10/ 14	
13	KLD3.04.00.04-2	Cover		6/8/10/10/ 14	
14	SPG24.06.01.03	Retainer washer		6/8/10/10/ 14	
15	1960.18.40-01-03-01	Disco Mod. 1960-18" 4mm EO		6/8/10/10/ 14	
16		Cuff 1.1-38x58-1 GOST 8752-79		6/8/10/10/ 14	
17		Bearing 7206 TU 37.006.162		12/16/20/ 20/28	
18		Bearing 7206 TU 37.006.162		2/2/2/2/2	
19		Bearing 7207 TU 37.006.162	2/2/2/2/2		
20		Cuff 2.2-45x65-1 GOST 8752-79	2/2/2/2/2		
			Carrier wheel		






Stubble cultivators SHILLING

<i>Item No.</i>	<i>Designation</i>	<i>Name</i>	<i>Installation place</i>	<i>Quantity per item, pcs.</i>	<i>Figure</i>
21	SPG24.06.01.02	Hub		2/2/2/2/2	
22	8395.DLM-4.11.105	Spring	Beam with springs	- / - / 22 / 22 / -	
23	8395.DL-2,5.10.144-01	Journal	Roller	2/4/4/4/8	
24	8395.DL-2,5.10.142	Cuff case		2/4/4/4/8	
25	8395.DL-2,5.10.148	Gasket		4/8/8/8/16	
26	8395.DL-2,5.10.140A	Buffer case		2/4/4/4/8	
27	151.31.172	Buffer		4/8/8/8/16	
28		Bearing 180208AC17 GOST 520-2002 (DIN 6208-2RS)		4/8/8/8/16	
29		Simmering Cassete Seal Typ 3 45-70- 14,5/17 75 NBR106200		2/4/4/4/8	








FRANC-2.5/FRANC-3

Item No.	Designation	Name	Installation place	Quantity per item, pcs.	Figure
1	8395.GRU-4.05.004	Strut	Strut with operating devices	5/7	
2	8395.GRU-4.05.003-3	Leading-edge cap		5/7*	
3	8395.GRU-4.05.003-5	Leading-edge cap		5/7*	
4	Widia101.EXT-1027	Chisel		5/7*	
5	8395.GRU-4.05.001-2	Strut sheet plate		5/7	
6	8395.GRU-4.05.125	Side knife		10/14	
7	8395. GRU-4.02.013-1	Distance bar with limit stop	Roller adjusting mechanism	2/2	
8	8395. GRU-4.02.017-1	Distance bar with perforated plate		2/2	
9		Slider bearing TEF-MET TFZ 2820		8	












Subsoilers FRANC

<i>Item No.</i>	<i>Designation</i>	<i>Name</i>	<i>Installation place</i>	<i>Quantity per item, pcs.</i>	<i>Figure</i>
10	8395.GRU-4.10.010-1	Roller	Roller	1 /-	
11	8395.GRU-3.10.010	Roller		-/1	
12		Bearing assembly F480209K19		4/4	
13	8395.SN-8.56.030	Rod		1/1	
14		Bearing assembly TEF-MET TFZ 3645		2/2	
Possible additional sets					
15	8395.GRU-2,5.20.005	Carrier wheel set		(1)/(1)	

GULDEN-4

Item No.	Designation	Name	Installation place	Quantity per item, pcs.	Figure
1	8395.HDP-4.05.100	Strut	Strut with operating devices	7	
2	8395.HDP-4.05.012	Furrow opener		7	
3		Lock pin A12x50.60C2 GOST 14229-93		7	
4		Cultivator strut 98984-70,0 mm (9098984 007)	Assembled strut	6	
5		Winged paw-monoblock 92126-M12 (9092126 007)		6	
6		Two-side heart paw 92199-70 mm (9092199)		6	
7	KLD3.01.00.00	Bolt		12	

Subsoilers GULDEN













<i>Item No.</i>	<i>Designation</i>	<i>Name</i>	<i>Installation place</i>	<i>Quantity per item, pcs.</i>	<i>Figure</i>
8	8395.HDP-4.00.012	Distance bar with limit stop	Adjusting mechanism of roller Adjusting mechanism of cultivator paw	10	
8	8395.GRU-4.02.017	Distance bar with perforated plate		10	
9		Slider bearing TEF-MET TFZ 2820		40	
10	8395.GRU-4.10.010	Roller	Roller	2	
1	8395.HDP-4.10.113	Lock pin 8x55		4	
12		Bearing assembly SKF FYJ 45 TF (UCF 209) or FKL LEF 209 2F or NTNUCF209D1		4	
13	8395.SN-8.56.030	Rod		1	
14	8395.HDP-4.10.117	Bolt		1	
15	8395.HDP-4.10.104	Screw		2	
16	8395. HHDP-4.10.105	Bush		2	
17		Bearing assembly TEF-MET TFZ 3645		2	

Seedbed cultivators CHERVONETS


CHERVONETS-8

<i>Item No.</i>	<i>Designation</i>	<i>Name</i>	<i>Installation place</i>	<i>Quantity per item, pcs.</i>	<i>Figure</i>
1		S-shaped strut BELLOTA 2470	Operating devices	65	
2		Strut clamp BELLOTA 12470-5050		65	
3	8395.DL-4.15.020	Upper rod pin assembly	Central frame	1	
4	8395.KPO-8.20.144	Shaft		4	
5	8395.KPO-8.01.154	Bush		4	
6		Double-helical strut BELLOTA 2480 BD	Track ripper	4	
7		Nut bolt set BELLOTA 1199A-1050		8	
8	8395. KPO-8.11.027	Bracket	Levelling strap	12	
9	8395. KPO-8.11.025	Bracket		12	
10	8395. KPO-8.11.026	Bracket		12	






Seedbed cultivators CHERVONETS

<i>Item No.</i>	<i>Designation</i>	<i>Name</i>	<i>Installation place</i>	<i>Quantity per item, pcs.</i>	<i>Figure</i>
11	8395. KPO-8.11.151	Strap		6	
12	8395. KPO-8.10.015	Bar roller framework	Rollers	3	
13	8395. KPO-8.10.016	Plate corrugate roller framework		3	
14		Bearing assembly FYJ 35 TF		12	
15		Wheel set with assembled tire 260/75-15,3 10PR ST-155AW	Running system	4	
16	8395.DLM-5.20.145	Hub		4	
17	8395.DLM-5.20.146	Cover		4	
18	8395.DLM-5.20.151	Nut		24	
19	8395.DLM-5.20.152	Bolt		24	
20	8395.DLM-5.20.149	Gasket		4	
21	8395.DLM-5.20.150	Gasket		4	
22		Bearing 7609 TU 37.006.162-89		8	

Seedbed cultivators CHERVONETS

Item No.	Designation	Name	Installation place	Quantity per item, pcs.	Figure
23		Cuff 2.1-60x85-1 GOST 8752-79		4	
24	8395.KPO-8.20.144	Shaft	Central frame	4	
25	8395.KPO-8.01.154	Bush		4	
26		Trailing wheel D50MM, 145x145, M20 (SHARMULLER)	Hitch frame	1	
27	8395.KPO-8.15.017	Rod		1	
28	8395.DLM-8.15.030	Adjustable support		1	
Set with operating devices of 35 mm width (upon customer request)					
29		Cultivator paw BELLOTA1543	Operating devices	65	
30		Nut bolt BELLOTA 11990-1040TS		65	
Set with 70 mm wide operating devices (upon customer request)					
31		Cultivator paw BELLOTA1545	Operating devices	65	

Seedbed cultivators CHERVONETS

<i>Item No.</i>	<i>Designation</i>	<i>Name</i>	<i>Installation place</i>	<i>Quantity per item, pcs.</i>	<i>Figure</i>
32		Nut bolt BELLOTA 11990-1040TS		65	
Set with 150 mm wide operating devices (upon customer request)					
33		Cultivator paw BELLOTA 1547-00	Operating devices	65	
34		Nut bolt BELLOTA 11990-1040TS		65	
Spring-loaded element set (upon customer request)					
35		Strut clamp BELLOTA 12470-5050R (for spring-loaded element)	Operating devices	65	
36		Auxiliary component, spring-loaded element BELLOTA 2474-1		65	

Drag harrows LARI

LARI-15/LARI-21










<i>Item No.</i>	<i>Designation</i>	<i>Name</i>	<i>Installation place</i>	<i>Quantity per item, pcs.</i>	<i>Figure</i>
1	8395.3PGSH-21.05.002	Tooth		736/1184	
2	8395.3PGSH-21.01.105	Approach angle adjusting plate		192/320	
3	8395.3PGSH-21.05.104	Communication		168/280	
4	8395.3PGSH-21.05.006	Link bar	Working section	48/80	
5	8395.3PGSH-21.05.108	Pad		24/40	
6	8395.3PGSH-21.05.109	Ladder		12/20	
7	8395.3PGSH-21.05.112	Shackle		384 / 640	
8	8395.3PGV-21.01.103	Crosspiece	Side frames (connection place with central frame)	2/2	
9		Hydraulic cylinder MS 100/50x645-4.44. 3K(1055)	Hitch frame	2/2	
10	8395.DLM-5.20.145	Hub	Hub	6/6	
11	8395.DLM-5.20.146	Cover	wheels	6/6	

Drag harrows LARI

<i>Item No.</i>	<i>Designation</i>	<i>Name</i>	<i>Installation place</i>	<i>Quantity per item pcs.</i>	<i>Figure</i>
12	8395.DLM-5.20.147	Cover		6/6	
13	8395.DLM-5.20.149	Gasket		6/6	
14	8395.DLM-5.20.150	Gasket		6/6	
15	8395.DLM-5.20.151	Nut		36/36	
16	8395.DLM-5.20.152	Bolt		36/36	
17		Bearing 7609 TU 37.006.162		12/12	
18		Cuff 2.1x60x85-1 GOST 8752		6/6	
19		Wheel set of hitch frame 400/600- 15,5 14PRST-155AW	Wheel	2/2	
20		Wheel set of frame 260 /75 -15.3 10PR ST-155AW TL		2/2	

Heavy tooth harrows LIRA XL





LIRA XL-15 /LIRA XL-21

<i>Item No.</i>	<i>Designation</i>	<i>Name</i>	<i>Installation place</i>	<i>Quantity per item, pcs.</i>	<i>Figure</i>
1	8395.3PGV-21.05.200	Spring tooth	Working section	125/175	
2	8395.3PGV-21.01.103	Crosspiece	Side frames (connection place with central frame)	2/2	
3	8395.3PGV-21.05.005	Harrow	Spring section	5/7	
4		Hydraulic cylinder MS 100/50x645-4.44. 3K(1055)	Hitch frame	2/2	
5		Slider bearing IGLIDUR G-type, GSM-3034-525	Front and rear parallelograms	20/28	
6	8395.DLM-5.20.145	Hub	Wheel	6/6	
7	8395.DLM-5.20.146	Cover		6/6	
8	8395.DLM-5.20.147	Cover		6/6	
9	8395.DLM-5.20.149	Gasket		6/6	
10	8395.DLM-5.20.150	Gasket		6/6	
11	8395.DLM-5.20.151	Nut		36/36	



INITIAL SPARE PARTS LIST FOR LOZOVA MACHINERY EQUIPMENT

Heavy tooth harrows LIRA XL

<i>Item No.</i>	<i>Designation</i>	<i>Name</i>	<i>Installation place</i>	<i>Quantity per item, pcs.</i>	<i>Figure</i>
12	8395.DLM-5.20.152	Bolt		36/36	
13		Bearing 7609 TU 37.006.162		12/12	
14		Cuff 2.1x60x85-1 GOST 8752		6/6	
15		Wheel set of hitch frame 400/600-15,5 14PR ST-155AW	Wheel	2/2	
16		Wheel set of frame 260/75-15,3 10PR ST-155AW TL		2/2	

Tooth harrows LIRA






LIRA-15/LIRA-24

<i>Item No.</i>	<i>Designation</i>	<i>Name</i>	<i>Installation place</i>	<i>Quantity per item, pcs.</i>	<i>Figure</i>
1	BPU 00.01	Spring tooth	Working section	200 / 320	
2	SPG24.02.00.04	Crosspiece	Side frames (connection place with central frame)	2/2	
3	BPU00.00	Harrow	Central frame, side frames	10/16	
4	MS 100/50x400- 4.44.3K(800)	Hydraulic cylinder	Hitch frame	1/2	
5	SPG24.06.01.02	Hub	Wheel	6/6	
6	SPG24.06.01.04	Case		6/6	
7	KLD3. 08.02.01	Bolt		30/30	
8	KLD3. 08.02.04-01	Gasket		6/6	
9	KLD3.08.02.04	Gasket		6/6	
10	KLD3.08.02.03	Cover		6/6	



INITIAL SPARE PARTS LIST FOR LOZOVA MACHINERY EQUIPMENT

Tooth harrows LIRA

<i>Item No.</i>	<i>Designation</i>	<i>Name</i>	<i>Installation place</i>	<i>Quantity per item, pcs.</i>	<i>Figure</i>
11		Bearing 7206 P-U 37.006.162-89		6/6	
12		Bearing 7207 P-U 37.006.162-89		6/6	
13		Cuff 2.2-45x65-1 GOST 8752-79		6/6	
14		Wheel 4,50 E-16	Wheel	6/0	
15	SPG24.06.03.00	Reinforced wheel		0/6	
16		Tire 7.50 -16 model F-249, tubed 7,5-16 LK TU U 25.1-30253385-023.		6/6	

REAL-15 / REAL-24

<i>Item No.</i>	<i>Name</i>	<i>Designation</i>	<i>Figure</i>	<i>Quantity per item, pcs.</i>
1	Bayonet nut	40290004		48/30
2	One-sided nozzle 3/4"	426519		8/10
3	Passing-through nozzle 3/4"	427519		40/20
4	Injection housing	402 7155		48/30
5	Flat jet sprayer	422SF11008		48/30
6	Nozzle filter	4243313		48/30
7	Cut-off clutch and nipple	HP10-01-X0041, HP10-02-X0041		2/2
8	Pump	AR250bp/ AR185bp		1/1
9	Injector mixer	5022033		2/1
10	Suction filter	3172472		
11	Control panel	4712502B7		0/1

<i>Item No.</i>	<i>Name</i>	<i>Designation</i>	<i>Figure</i>	<i>Quantity per item, pcs.</i>
12	Main valve with pressure control device and proportional valve	46422L50		1/0
13	Section valves with proportional valves	46306551		1/0
14	Self-cleaning filter	32621M3		1/0
15	Anti-vortex baffle	5042107		1/1
16	Pressure gage	410025		1/1
17	Elbow 050-2"	116750		3/3
18	Slip nut 2"	2002070		3/3
19	Nut 2"	2052070		1/1
20	Bearing	7213A GOST 27365-87/ 7511A GOST 27365-87		4/2/4 /2



INITIAL SPARE PARTS LIST FOR LOZOVA MACHINERY EQUIPMENT

Unit for application of plant protecting agents REAL

Installation set for sprayer route

No. Sr.No.	Name	Unit of measurement	Quantity O3П-24	Quantity O3П-15
1	Slip nut 40290004	pcs.	48	30
2	Injection housing 402 7155	pcs.	48	30
3	Sprayer 422SF11008	pcs.	48	30
4	Injection filter 4243313	pcs.	48	30
5	Tightening clip Ø20-32 mm	pcs.	104	70
6	Passing-through nozzle 3/4"- Ø19 mm	pcs.	40	20
7	One-sided nozzle 3/4"- Ø19 mm	pcs.	8	10
8	T-branch Ø 19 mm	pcs.	4	5
9	Connecting coupling Ø 19 mm	pcs.	4	5
10	Bolt M8x20-6d.88.019	pcs.	48	30
11	Nut M8-6H.019	pcs.	48	30
12	Washer 8 65G 019	pcs.	48	30
13	Hose Ø 19 mm	m	98.5	69.5

Rotary harrows DINAR




DINAR-6, 4

Item No.	Designation	Name	Installation place	Quantity per item, pcs.	Figure
1	8395.HB.05.100	Sprocket	Sprocket	72	
2		Bearing 180205K10 GOST 8888-75 (6205-2RS)		144	
3	8395. KPO-8.20.135-1	Hub	Carrier wheel	2	
4	8395. KPO-8.20.136	Cover		2	
5	8395.KPO-8.20.152-1	Gasket		2	
6	8395.KPO-8.20.153-1	Cover		2	
7		Bearing 2007104 GOST 27365-87		2	
8		Bearing 2007105 GOST 27365-87		2	
9		Cuff 2.2-38x56-1 GOST 8752-79		2	
10		Wheel set with assembled tire 18,5x8.5-8 6PR TL ST-85		2	
11	2121-3104039	Bolt M12x1,25-6Hx41		8	
12	2121-3101040	Nut M12x1,25-6H		8	



INITIAL SPARE PARTS LIST FOR LOZOVA MACHINERY EQUIPMENT

Rotary harrows DINAR

<i>Item No.</i>	<i>Designation</i>	<i>Name</i>	<i>Installation place</i>	<i>Quantity per item, pcs.</i>	<i>Figure</i>
13		Hydraulic cylinder MTs 100/40x400- 4.44.3	Frame	2	
POSSIBLE ADDITIONAL SETS					
14	8395.HRB-6,4.20.000	Carrier wheel set	DINAR-6, 4	(1)	
15	8395.HRB-6,4.11.002	Weeder beam	DINAR-6, 4	(1)	
16	8395.HRB- 6,4.11.002-01			(2)	

LOZOVA MACHINERY



DUCAT
Compact disc harrows



DUCAT GOLD
Heavy disc harrow



FRANK; GULDEN
Subsoilers



LIRA; LIRA XL
Spring-tooth harrow; Heavy tooth harrow



DINAR
Rotary harrow



CHERVONETS
Seedbed cultivator



FLORIN
Multipurpose field cultivator




SANTIM
Inter-row cultivator



ALBION XL; KELT XXL
Agricultural trailers



HARP



HARP bearings - the best bearings for agricultural machinery with X-SHIELD seals of increased tightness.

HARP AGRO UNIT - solid and maintenance-free bearing units (repairable) optimized for agricultural machinery.

4, Marshal Batitskiy Str.
Kharkov, 61038, Ukraine
+38 (057) 766-00-61
+38 (057) 766-00-62
agro@lozovamachinery.com

Join us in
social networks



lozovamachinery.com